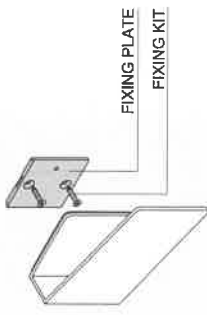

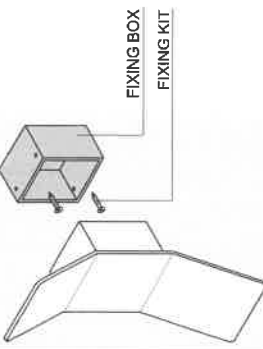
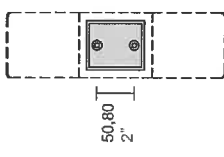

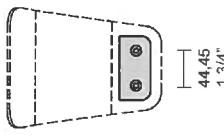
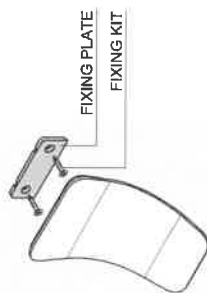
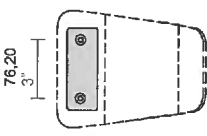
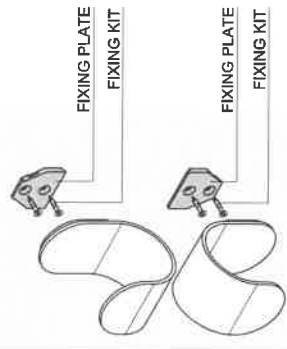
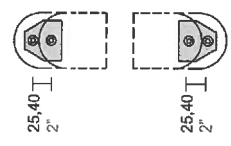
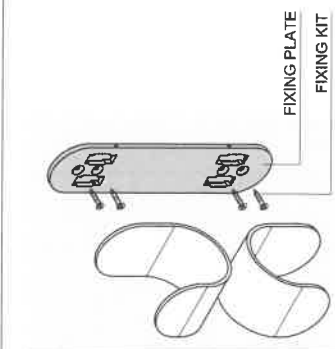
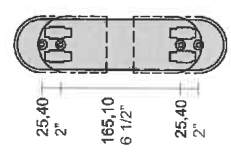
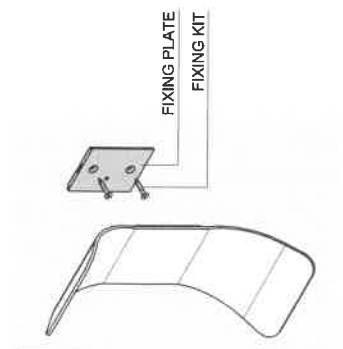
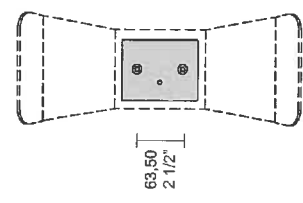


FIXING

ITEM	FIXING PLATE INCLUDED	SINGLE SIDE FIXING KIT FOR WOOD DOOR	FIXING PLATE DETAILS	DOOR THICKNESS
<p>Design 1 GHF.D01.0001.xx</p>	 <p>FIXING PLATE FIXING KIT</p>	<p>GHF.FIX.0001.00</p>	 <p>50.80 2" MIN 1 1/2" (38 mm)</p>	
<p>Design 3 GHF.D03.0001.xx</p>	 <p>FIXING BOX FIXING KIT</p>	<p>GHF.FIX.0001.00</p>	 <p>50.80 2" MIN 1 1/2" (38 mm)</p>	
<p>Design 5.1 GHF.D05.0001.xx</p>	 <p>FIXING PLATE FIXING KIT</p>	<p>GHF.FIX.0001.00</p>	 <p>44.45 1 3/4" MIN 1 1/2" (38 mm)</p>	
<p>Design 5.2 GHF.D05.0002.xx</p>	 <p>FIXING PLATE FIXING KIT</p>	<p>GHF.FIX.0001.00</p>	 <p>76.20 3" MIN 1 1/2" (38 mm)</p>	

NOTE:
 Back to back fixings available on request
 Fixing kit for glass and metal door available on request
 Push plate for single through fixing

FIXING

ITEM	FIXING PLATE INCLUDED	SINGLE SIDE FIXING KIT FOR WOOD DOOR	FIXING PLATE DETAILS	DOOR THICKNESS
<p>Design 4.1 GHF.D04.0001.xx</p>		<p>GHF.FIX.0001.00*</p> <p>* 2 FIXING KITS NEEDED</p>	 <p>MIN 1 1/2" (38 mm)</p>	
<p>Design 4.2 GHF.D04.0002.xx</p>		<p>GHF.FIX.0001.00*</p> <p>* 2 FIXING KITS NEEDED</p>	 <p>MIN 1 1/2" (38 mm)</p>	
<p>Design 6.1 GHF.D06.0001.xx</p>		<p>GHF.FIX.0001.00</p>	 <p>MIN 1 1/2" (38 mm)</p>	

NOTE:
 Back to back fixings available on request
 Fixing kit for glass and metal door available on request
 Push plate for single through fixing

FIXING

ITEM	FIXING PLATE INCLUDED	SINGLE SIDE FIXING KIT FOR WOOD DOOR	FIXING PLATE DETAILS	DOOR THICKNESS
Design 6.2 GHF.D06.0002.xx		GHF.FIX.0001.00		MIN 1 1/2" (38 mm)
Design 6.3 GHF.D06.0003.xx		GHF.FIX.0001.00		MIN 1 1/2" (38 mm)
Design 6.4 GHF.D06.0004.xx		GHF.FIX.0001.00		MIN 1 1/2" (38 mm)

NOTE:
 Back to back fixings available on request
 Fixing kit for glass and metal door available on request
 Push plate for single through fixing

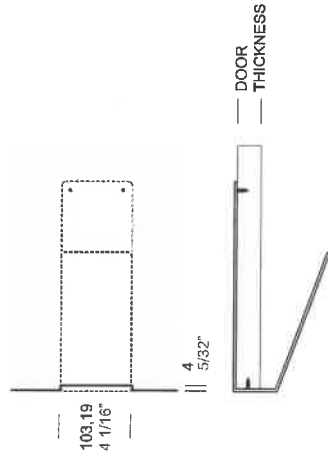
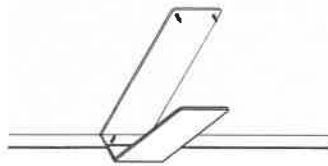
FIXING

ITEM

WOOD DOOR PREPARATION DETAIL

FIXING KIT FOR WOOD DOOR

DOOR THICKNESS

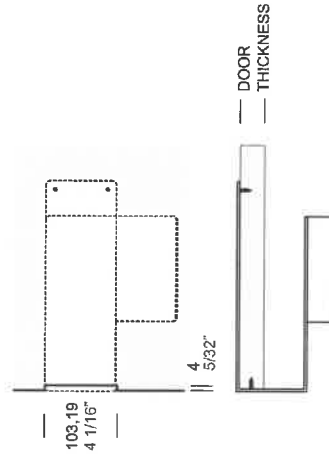
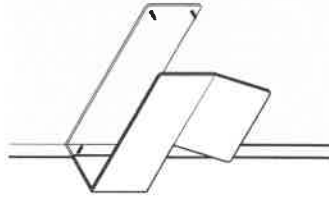


Design 2.1
GHF.D02.0001.001

MIN
1 3/8" (35 mm)
MAX
1 3/4" (44,45 mm)

WOOD DOOR ONLY

GHF.FIX.0002.002

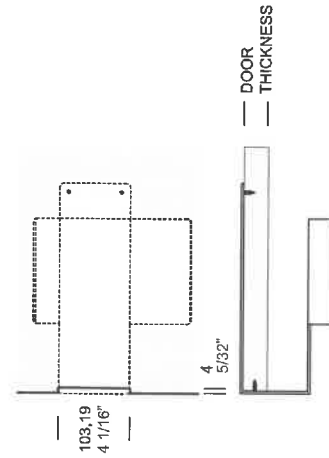
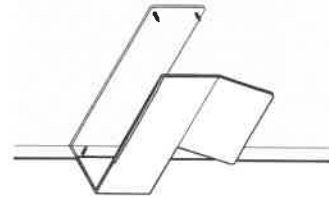


Design 2.2
GHF.D02.0002.002

MIN
1 3/8" (35 mm)
MAX
1 3/4" (44,45 mm)

WOOD DOOR ONLY

GHF.FIX.0002.002



Design 2.3
GHF.D02.0003.003

MIN
1 3/8" (35 mm)
MAX
1 3/4" (44,45 mm)

WOOD DOOR ONLY

GHF.FIX.0002.002

FIXING:

SATIN for .44 Satin finish

BRIGHT for .43 Bright finish

BLACK for .39 Bronze .32 Grey .40 Black finish

SATIN for .31 White .38 Champagne finish