



Design 6.1

HANDS-FREE PULLS




STAINLESS STEEL SATIN AS PICTURED

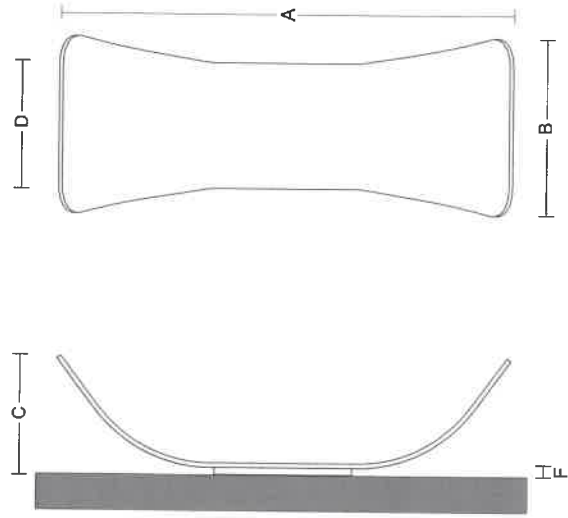

Design 6.1

ITEM	A	B	C	D	F
GHF.D06.0001.XX	393.70 mm 15 1/2"	152.40 mm 6"	101.60 mm 4"	107.95 mm 4 1/4"	10 mm 25/64"

FINISHES .XX



STAINLESS STEEL POWDER COATED




Single fixing kit for wood door included
Back to back fixings available on request
Fixing kit for glass and metal door available on request

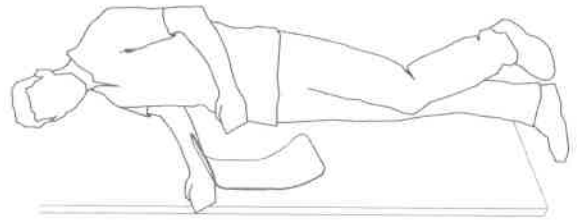
Push plate available on page 31

Design 6.1

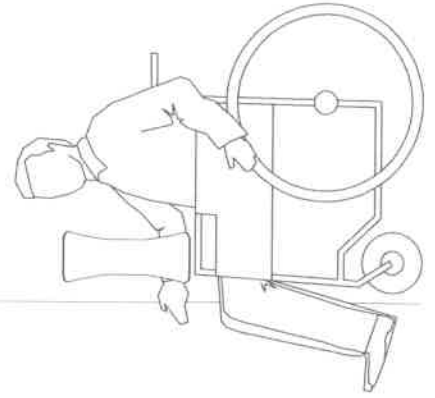
HANDS-FREE PULLS



OPERABLE WITH
WRIST, FOREARM
OR ELBOW



COMPLIANT WITH
ADA STANDARDS



ADA
compliant

AND STILL OPERABLE
BY HAND

